



heroyal non-insulated profile systems



## Non-insulated profile systems

Top-quality materials, technical solutions fine-tuned to the smallest detail and a wide variety of design options distinguish the efficient system technology available from heroal. These are benefits that speak for themselves. For decades, heroal has been the reliable partner of architects, building constructors and processors thanks to its innovative solutions made of aluminium and aluminium composite materials for the building shell.

Planners appreciate the variety of design options, building constructors can realize their individual wishes with a reliable system and our partners benefit from the economical and efficient heroal system solutions.

heroal window and door systems are not just suitable for the building shell. In indoor areas, too, they can highlight features and add value in terms of variety of design and functionality with their outstanding properties.

Wherever technical perfection needs to be combined with timeless aesthetic appeal, heroal profile systems offer the perfect solution – in the form of a dividing wall, a sliding window or even a smoke protection system.

These innovative, high-quality systems makes it easy to transform modern, light-filled interior designs into reality.





## heroal W 50 C

Page 4

Dividing wall systems in indoor areas

## heroal S 50 C

Page 5

Non-insulated sliding elements

## heroal D 50 C

Page 6

Door and dividing elements for indoor use

## heroal D 65 C SP

Page 8

System solution for smoke control doors

## heroal D 65 C FP

Page 9

System solution for fire doors

## System dimensions and system properties

Page 10

## Service

Page 11

## heroal W 50 C

Economical dividing wall systems in indoor areas



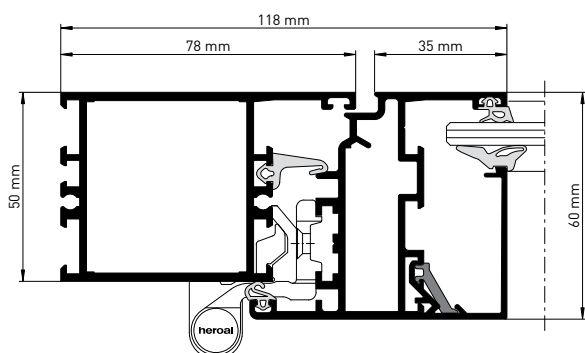
heroal W 50 C is a universal profile system for dividing elements and wall systems, particularly in indoor areas. It is characterised by narrow view widths and can be used as either a flush window or fixed glazing.

### System dimensions and system properties

- » Installation depths: 50/60 mm
- » Variable view widths: frame 53 – 150 mm, cross bars 68 – 250 mm, casement 35 mm
- » Max. thicknesses of glass/infill panel: frame up to 34 mm, casement up to 44 mm
- » Max. casement weight: 130 kg
- » Max. casement leaf height: 2,400 mm
- » Non-insulated single-chamber profiles

### Design options

- » Design freedom when installing fixed glazing thanks to the range of different coupling and attachment options available
- » Can be designed as a flush window with the following opening types: pivoting (P), tilt and turn (TT), tilt before turn (TBT), French window or transom window
- » System-compatible door system: heroal D 50 C
- » Colour design with high-quality hwr powder coating



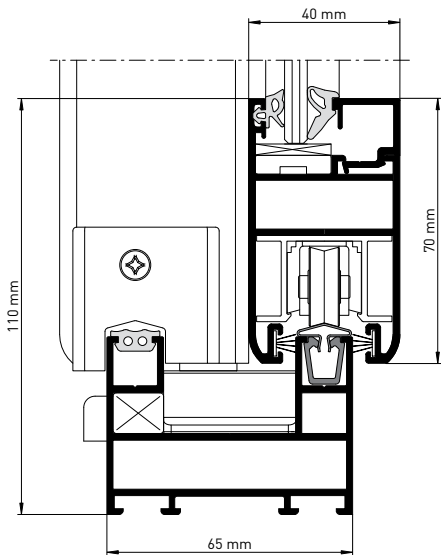
heroal W 50 C, section diagram, scale 1:2

# heroal S 50 C

System solutions for non-insulated sliding elements



heroal S 50 C is an attractive solution for sliding elements and doors, particularly in indoor areas. 2 and 3-track sliding elements with up to 6 moveable casements are possible in narrow view widths.



### System dimensions and system properties

- » Installation depths: 65/40 mm (2-track), 115/40 mm (3-track)
- » Narrow view widths: frame 47 mm, casement 70 mm, cross bar 68 mm
- » Max. thicknesses of glass/infill panel: casement up to 24 mm
- » Max. casement weight: 120 kg
- » Max. casement leaf height: 2,100 mm
- » Non-insulated single-chamber profiles

### Design options

- » Opening types: 2- or 3-track with up to 6 moveable sliding casements
- » Elegant sliding element with attractive design options, including casement bar and butterfly handle profile
- » Stainless steel runner for long-lasting reliable running performance
- » Tried-and-tested sealing system for casement and labyrinth area
- » System-compatible window system: heroal W 50 C
- » Colour design with high-quality hwr powder coating

heroal S 50 C, section diagram, scale 1:2

## heroal D 50 C

Efficient solutions for door and dividing elements for indoor use



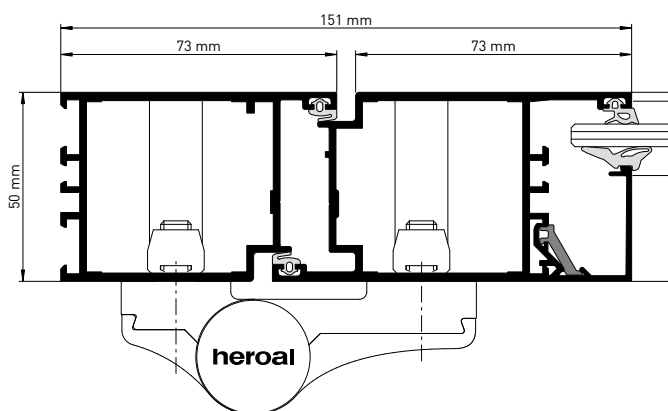
heroal D 50 C enables a variety of opening types for attractive, highly functional door and dividing elements and dividing wall systems, particularly in indoor areas. Wide range of designs provided by variable, flush exterior views.

### System dimensions and system properties

- » Installation depths: 50/50 mm
- » Variable view widths: frame 53 – 150 mm, cross bars 68 – 250 mm, casement 73/95 mm
- » Max. thicknesses of glass/infill panel: 34 mm
- » Max. casement weight: 150 kg
- » Max. casement clearance: 2,250 mm
- » Max. casement passage width: 1,350 mm (single-casement), 2,250 mm (double-casement)
- » Non-insulated single-chamber profiles

### Design options

- » Opening types: single- and double-casement inward and outward opening swing doors; push-pull doors, single- and double-casement all-glass doors, automatic doors
- » Casement frame sealing with a lowerable floor seal or with a barrier-free flat threshold and brush seal
- » Tried-and-tested variably retractable sealing system for frame and casement profiles
- » System-compatible window system: heroal W 50 C
- » Colour design with high-quality hwr powder coating



heroal D 50 C, section diagram, scale 1:2



## heroal D 65 C SP

Door system solution for heavily used passageways with smoke protection required



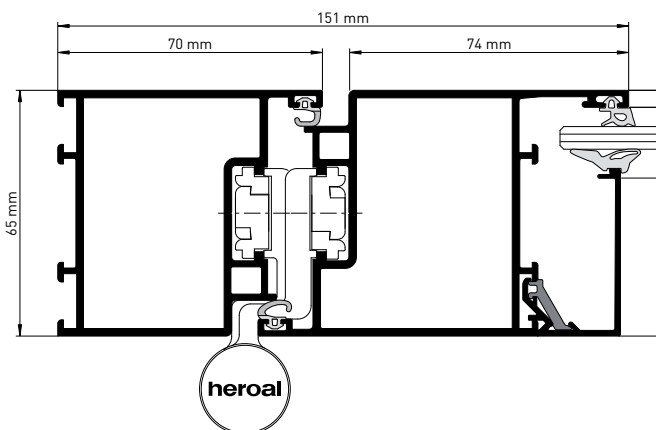
There are various different ways of combining smoke protection elements in indoor areas: with the heroal D 65 C SP profile system, it is possible to install single- and double-casement smoke control doors that have been tested to DIN 18095 RS 1/RS 2 and EN 1634-3 standards. Central glazing or an automatic hinged door drive system for smoke control doors are also available as an option. Versions with fixed glazing or dividing wall systems are also possible in a variety of designs. Clampable hinges enable quick and cost-effective production.

### System dimensions and system properties

- » Installation depths: 65/65 mm
- » Variable view widths: frame 70 – 154 mm, cross bars 94 – 154 mm, casement 74 – 98 mm
- » Max. thicknesses of glass/infill panel: 48 mm (standard glazing), 20 mm (central glazing)
- » Max. casement weight: 150 kg
- » Max. casement clearance: 3,000 mm
- » Max. casement passage width: 1,450 mm (single-casement), 2,860 mm (double-casement)
- » Non-insulated single-chamber profiles

### Design options

- » Opening types: single- and double-casement inward and outward opening swing doors with superimposed or concealed overhead door closers or an automatic hinged door drive system
- » A wide range of designs is provided by variable flush exterior views and the use of glass infills and infill panels
- » Available with standard or central glazing
- » Door casement frame available framed or with a base profile
- » Casement frame sealing with a lowerable floor seal or with a barrier-free flat threshold and towing seal
- » Colour design with high-quality hwr powder coating



heroal D 65 C SP, section diagram, scale 1:2



# heroal D 65 C FP

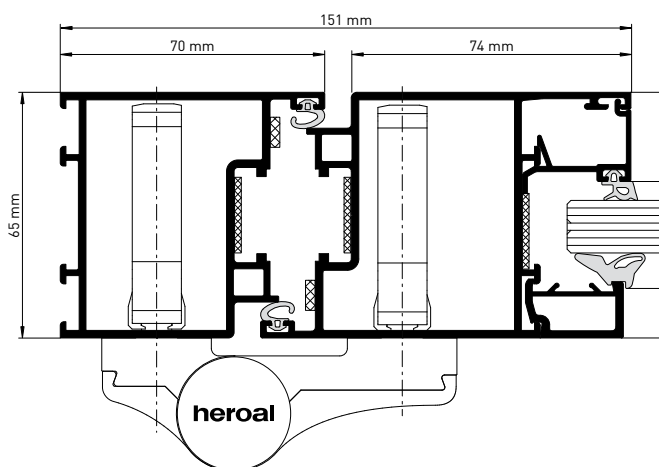
System solutions for E30/EW30 fire doors and fire-resistant glazing



The heroal D 65 C FP profile system's single- and double-casement fire doors, which have been tested to EN 1364-1 and 1634-1 standard and approved in accordance with the national classification report, offer various design options including side sections and transom windows.

The profiles of the heroal D 65 C system provide a basis that can be extended to create fire protection barriers with just a few additional components. Versions with non-bearing protective wall constructions are also possible in a variety of designs.

Basis for approval for the Netherlands and Austria.



heroal D 65 C FP, section diagram, scale 1:2

### System dimensions and system properties

- » Installation depths: 65/65 mm
- » Variable view widths: frame 70 – 154 mm, cross bars 94 – 154 mm, casement 74 – 98 mm
- » Max. thicknesses of glass/infill panel: 20 mm (central glazing)
- » Max. casement weight: 150 kg
- » Max. casement clearance: 2,500 mm
- » Max. casement passage width: 1,402 mm (single-casement), 2,668 mm (double-casement)
- » Non-insulated single-chamber profiles

### Design options

- » Opening types: single- and double-casement inward and outward opening swing doors with superimposed or concealed overhead door closers or an automatic hinged door drive system
- » A wide range of designs is provided by variable flush exterior views and the use of glass infills and infill panels
- » Door casement frame available framed or with a base profile
- » Casement frame sealing with a lowerable floor seal or with a barrier-free flat threshold and towing seal
- » Colour design with high-quality hwr powder coating


# System dimensions and system properties: Comparison tables

## System dimensions

Description	heroal W 50 C	heroal S 50 C	heroal D 50 C	heroal D 65 C SP	heroal D 65 C FP
<b>Profile installation depth (mm)</b> Frame profiles	50	61 / 115	50	65	65
Casement profiles	50 / 60	40	50	65	65
Cross bar profiles	50	50	50	65	65
<b>Profile view width (mm)</b> Frame profiles	53-150	47	53-150	70-154	70-154
Casement profiles	35	70	73-95	74-98	74-98
Cross bar profiles	68-250	68	68-250	94-154	94-154
<b>Max. thickness of glass/infill panel (mm)</b>	44	24	44	48	20
<b>Max. casement weight (kg)</b>	130	120	150	150	150
<b>Max. casement clearances (mm)</b>	2,400	2,100	2,250	3,000	2,500
<b>Max. casement passage widths (mm)</b>	-	-	1,350 / 2,250	1,450 / 2,860	1,402 / 2,668

## System properties

Opening types/window unit designs	heroal W 50 C	heroal S 50 C	heroal D 50 C	heroal D 65 C SP	heroal D 65 C FP
Pivoting (P), tilt and turn (TT), tilt (T), tilt before turn (TBT) elements	●	-	-	-	-
French window elements	●	-	-	-	-
Parallel slide and tilt elements PST	-	-	-	-	-
Folding/sliding elements (FS)	-	-	-	-	-
Transom window elements (OL)	●	-	-	-	-
Horizontal and vertical pivoting elements	-	-	-	-	-
Outward opening units (o.o.)	-	-	-	-	-
Fixed glazing, glazed inside	●	-	-	●	●
Fixed glazing, glazed outside	●	-	-	-	-
Inward opening swing doors	-	-	●	●	●
Outward opening swing doors	-	-	●	●	●
Automatic doors	-	-	●	●	●
Finger guard doors	-	-	-	-	-
All-glass doors	-	-	●	-	-
Push-pull doors	-	-	●	-	-
Half-swing doors	-	-	●	-	-
Double-acting swing doors	-	-	●	-	-
French doors	-	-	●	-	-



## heroal surfaces

Surface finishing is an integral part of heroal system components. heroal offers optimally matched systems for windows, doors, façades, as well as roller shutters and roller doors. With our heroal hwr powder coating, we rely on quality from our own coating plants. The award as the official GSB Premium coater and the Qualicoat quality seal underline the quality leadership! Apart from the powder coating, heroal also offers its customers Eloxal surfaces and laminations. A twin-coat thick coating is deployed particularly in the roller shutter field. heroal delivers its entire product portfolio directly ex-works, thus ensuring the shortest delivery times for its partners.

## Our service is consistently geared to your needs

Alongside its extensive system portfolio with optimally coordinated products, heroal also provides a service that is unique and the most efficient in the sector – founded on a consistent focus on customers' requirements, wishes and needs. The basis of heroal service – alongside the trained team of employees – is the in-house, energy-efficient production, made in Germany with an unparalleled manufacturing range and process reliability, which ensures optimum product quality for sustainable, cost-effective and value-enhancing construction for processors, architects and constructors. This is also ensured by the new heroal logistics centre, covering an area of around 40,000 m<sup>2</sup>, and the company truck fleet. The heroal service portfolio is rounded off by the testing centre for roller shutters, roller doors, windows, doors and façades, which is certified by ift Rosenheim and can also be used by customers, as well as the efficient, in-house profile bending and edging service, which heroal is unique in offering its customers across the sector.

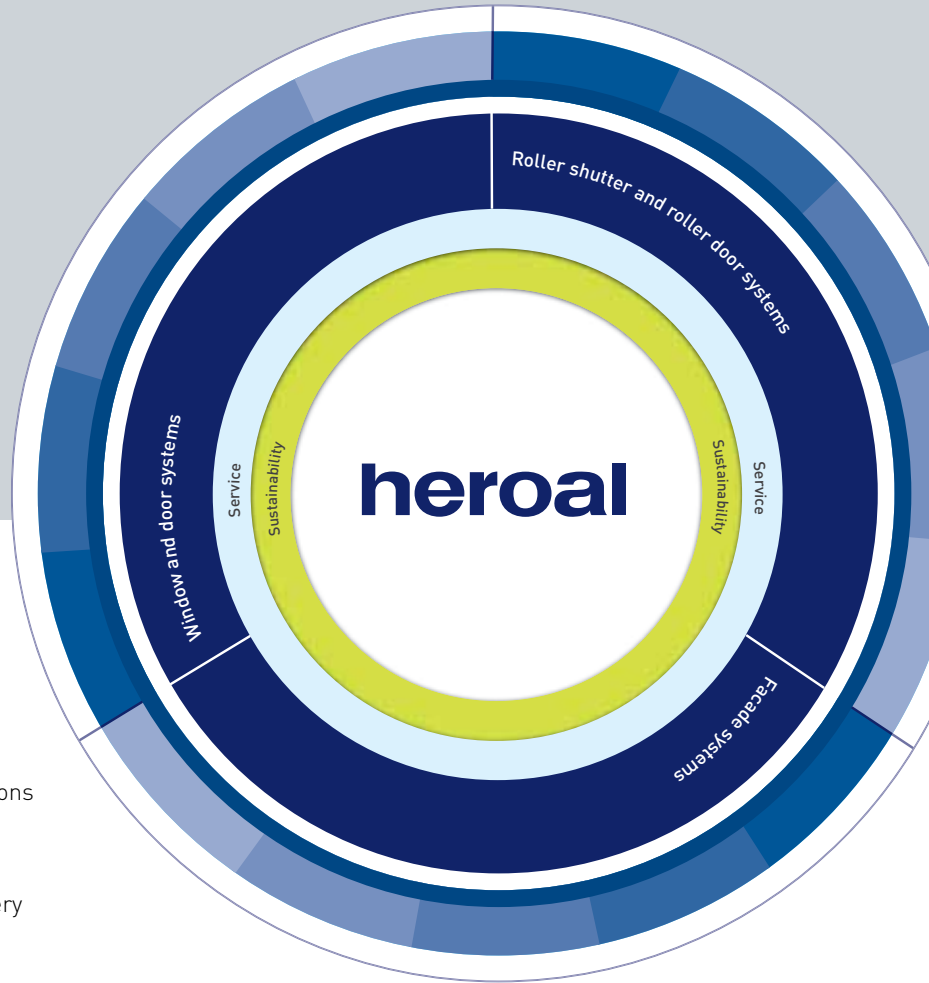


# heroal – the aluminium systems supplier

As a leading supplier of aluminium systems, heroal develops and produces perfectly harmonised systems for roller shutters, roller doors, windows, doors and façades. By minimising energy consumption during production, maximising energy conservation during usage as well as ensuring optimum profitability during system manufacturing and an increase in the value of the building, heroal system solutions make a significant contribution to sustainable construction.

## Innovation, service, design, sustainability

The heroal brand stands for sustainable system solutions that set industry standards by means of practical innovations, service that leads the way in the industry and high-quality design that can be integrated into every type of architecture.



### The heroal system landscape

Roller shutters | Roller doors | Windows | Doors | Façades | Service

**heroal – Johann Henkenjohann GmbH & Co. KG**

Österwieher Str. 80 | 33415 Verl (Germany)

Tel. +49 5246 507-0 | Fax +49 5246 507-222

[www.heroal.com](http://www.heroal.com)